


Our Lady of Peace Half-Day Kindergarten Graphs 2011-2012

by

The 2011-2012 Half-Day Kindergarten Students



**Gracie asked every student his or her favorite color!
Read what Gracie discovered!**

IA Skeb people their
Favorite color. Most
like - blue. I like
blue.

**Gracie discovered that most students in
this class like BLUE!!!**

	 	  	 	   		
cherry	orange	pineapple	banana	strawberry	watermelon	apple

Joseph asked each student his or her favorite fruit.

I asked everybody at

favorite fruits.
Most of them

Picked strawberry

My favorite fruit
is pineapple.








Max made a picture graph about the colors of houses we all live in. Read on to see....

I made a picture

graph about houses.

Most people

live in white houses.

				
1 sister	2 sisters	3 sisters	1 brother	2 brothers

Lucia was interested in our families! She asked how many brothers and sisters we have!


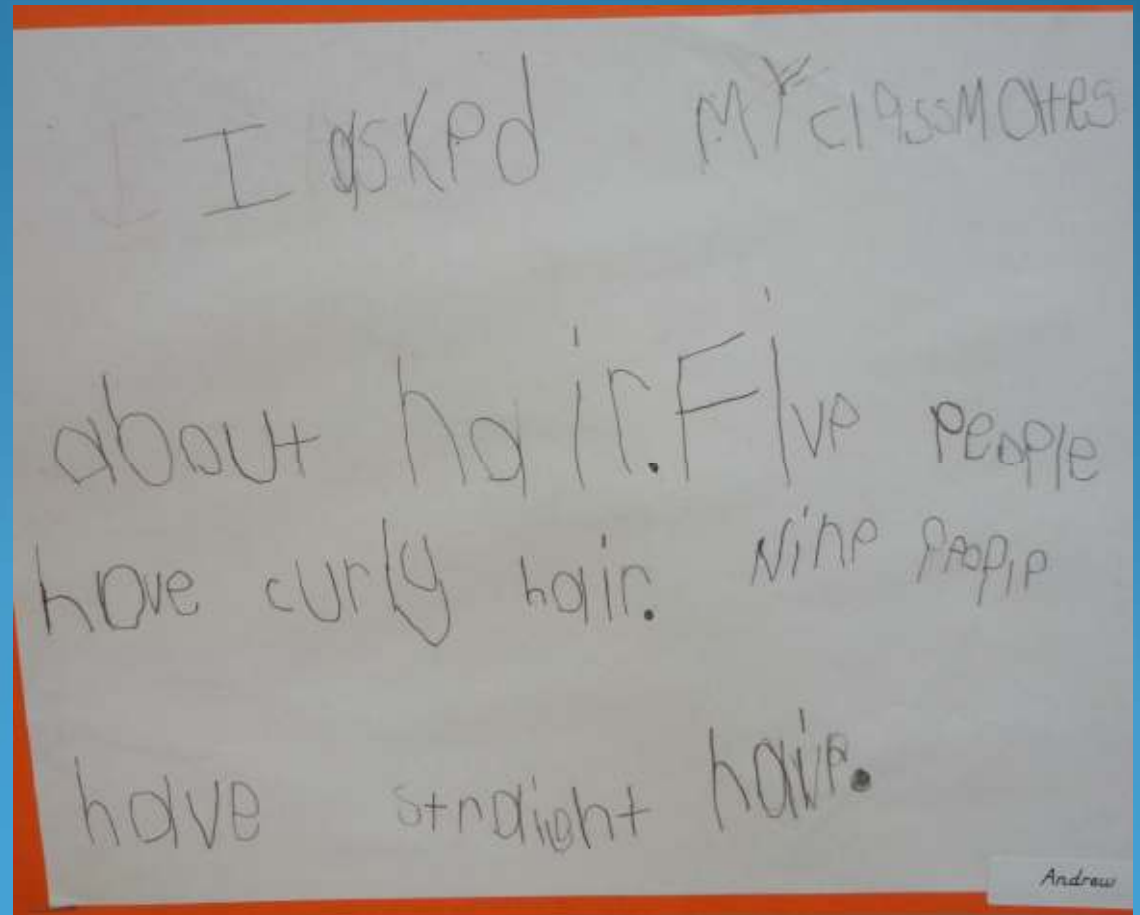
I asked my friends

about brothers and
sisters.

I have two
brothers.
I have a sister.

Lucia wrote about her graph. She is the oldest in her family!

Andrew was interested in our hair! He made a graph telling who has straight hair and who has curly hair. We all have beautiful hair!





Emma made a block graph about our favorite seasons. She put some pictures of the seasons on the graph. Winter was the most popular season, but summer was not far behind!


I asked everybody - their

favorite season. Most

children picked winter. My

favorite season is winter. I like to
make snowmen.


Mrs. Gruber was surprised that so many picked winter!



Lucy asked each of us about our pets. One of us has a hamster! One has a cat, and one has a fish! Some students do not have any pets. Mrs. Gruber does not have a pet.

I ASKED MY FRIENDS
a lot
HAVE DOGS. I HAVE A DOG
name d
Bertie.

Lucy has a dog named Bertie!



Aidan made a picture graph! It tells about hair color. Most of us have brown hair. Aidan's picture graph is also a collage!


I looked at everybody's hair.

Most children have brown.

I MADE A
GRAPH OF HAIR
COLOR. MY HAIR
COLOR IS blonde.

Stuart was interested in our favorite teams! OLP's teams are called the Tigers!

I asked all my friends
about favorite teams and
most of them picked
ohio state.
Two people picked OLP
Tigers.





Ariana asked each child to name the color of his or her mother's car.

I asked about car

color. most picked

gray.

MY MOM'S CAR

IS BLACK



I made a
 graph about food.
 Two people picked
 pizza.
 I picked pizza.

Thomas asked everyone all about favorite foods! We all like so many different foods. We chose twelve different foods. Two people liked pizza. Thomas liked pizza!



Charlotte asked all of us about the kind of pizza we liked. Five people chose plain cheese. Three of us like sausage pizza. Most of us like pepperoni pizza!

I asked 100 people
Most people like pizza.

pepperoni.

Five

people like

cheese

pizza.

We all like pizza! We like pizza many different ways!

**Connor
picked a day
and graphed
the color of
the shirts the
students had
on that day.
On that day
we had on
three colors
of shirts!
Read on to
see what
Connor had
to say!**



white

blue

yellow

Connor

I made a graph
about shirts. Most
children had on
white shirts.
I had
blue shirt on a

Connor had on a blue shirt that day!



George asked each student his or her favorite sport! He used the trapezoid shape to make his graph. Most people liked soccer, but basketball was not far behind!

I made a graph about
SPORTS. most people

like soccer.

my favorite sport
is basketball

George likes basketball!

The End